



Proposed Excavation

Temporary Survey Markings

Electric Power Lines

Gas, Oil and Steam

Communications (Telephone & Cable TV)

Water

Reclaimed Water

Sewer and Storm Drains

The diagram is coded to the color of paint used during the line location of the utilities.

DAMAGED OR BROKEN PIPELINES
Leave the area immediately and call 911 and Southwest Gas at 1-877-860-6020 from a safe location.

PIPELINE INFORMATION
Southwest Gas offers free pipeline safety and damage prevention workshops for excavators and contractors. Call 800-654-2765 for more information.

EXCAVATING
Hand dig 24" from each side of locate mark plus pipe size. Do NOT dig directly over the top of the facility. Dig parallel to and to the side of the facility. Make your excavation large enough to avoid contact with the facility.

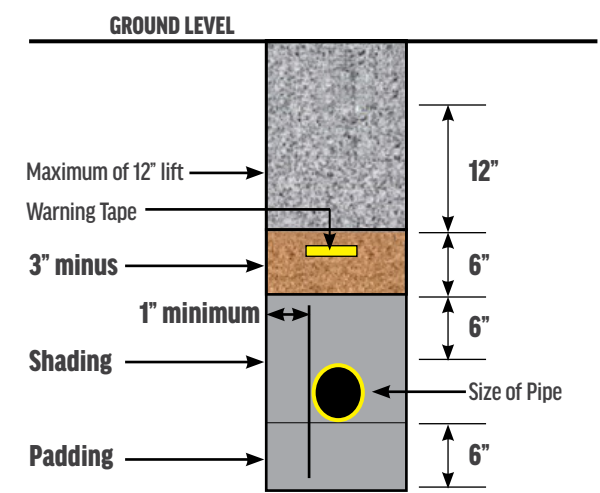
BLASTING
Call Southwest Gas before blasting. Southwest Gas must leak survey all pipelines located within 250' of any blasting before and after the blasting activity. There is no charge for this service.

BACKFILL
Backfill material must be 3" minus material used for the first 6" above the shading followed by suitable compactable material for the remaining lifts (12" max per lift).

UNDERGROUND WARNING TAPE
Must be installed above the gas line/sleeving (open trench only) and in the backfill material. It's recommended that it be installed in the last lift of the backfill. Repair/extend tape by tying ends together.

PADDING & SHADING
The material must be able to sift through a 3/8" screen, be relatively smooth, and be relatively rock free. Must have 6" above pipe and only 6" below pipe. A minimum distance must be maintained from the following:

- 1" from side trench
- 12" from Phone/TV/Water
- 12" from (above) Electric/Sewer



Natural Gas Safety Rules

Pipe Identification & Safe Pipeline Practices

The purpose of this brochure is to assist excavators in the proper identification of natural gas pipelines in Southwest Gas service areas and safe practices when excavating around natural gas pipelines. The information provided here may not be all inclusive. For positive pipe identification and proper safe pipeline practices, please contact Southwest Gas.


5 Steps to Safe Excavation

- 1 DEFINE THE DIG**
Where's your proposed excavation? White line the proposed site to define where you're digging.
- 2 CALL 811**
Call before you dig. It's free. It's easy. It's the law.
- 3 WAIT FOR THE OK**
Don't begin the dig until you get the "all clear."
- 4 RESPECT THE MARKS**
Don't destroy the marks...they're there for your safety.
- 5 BE CAREFUL**
Excavate with care, and prevent pipeline damage.

- CASING/SLEEVING**
- Must not come in contact with other underground facilities
 - Newly installed sleeving material should be yellow plastic pipe (either PE or PVC) marked "Natural Gas Sleeving" or may be steel if specified by Southwest Gas Engineering
 - Sleeving material must be large enough to accommodate the carrier pipe and any additional components that may accompany the carrier pipe
 - For more information about proper installation procedures call Southwest Gas 877-860-6020



Most types of plastic pipe have a print line that indicates the pipe is used for transporting natural gas.
 A print line reading **GAS USE ONLY, GAS** or **FOR GAS ONLY** is frequently found on underground gas pipe.



POLY VINYL CHLORIDE (PVC) PLASTIC PIPE

ACRYLONITRILE BUTADIENE STYRENE (ABS) PLASTIC PIPE

SLEEVING MATERIALS

Chevron Plexco Yellowpipe
1/2"-4" Pipe Diameter

Chevron Plexco Yellowstripe
1/2"-4" Pipe Diameter

Driscoplex 2406
3/4"-4" Pipe Diameter

Driscoplex 8400
1/2"-6" Pipe Diameter


Dupont Aldyl HD
1/2"-4" Pipe Diameter

Performance Pipe Yellowstripe 8300
1"-6" Pipe Diameter

Dupont Aldyl A
1/2"-4" Pipe Diameter

Plastic Tape
3/8"-36" Pipe Diameter

Tar Wrap Coating
3/8"-36" Pipe Diameter



POLYETHYLENE (PE) PLASTIC PIPE

POLYETHYLENE (PE) PLASTIC PIPE

POLYETHYLENE (PE) PLASTIC PIPE

STEEL PIPE PROTECTIVE COATINGS

Swanson 3306
1/2"-3/4" Pipe Diameter

Chevron Plexco 2306
1/2"-2" Pipe Diameter

Chevron Plexco Black
1/2"-4" Pipe Diameter

Phillips Driscopipe M-8000 Black
1/2"-6" Pipe Diameter


Phillips Driscopipe 8100 Yellow
1/2"-6" Pipe Diameter

Dura-line Polypipe® GDB50 GAS- PE4710
1/2"-6" Pipe Diameter

1/2"-2" Pipe Diameter

Plastic Coating
3/8"-36" Pipe Diameter

Epoxy Coating
3/8"-36" Pipe Diameter



POLYETHYLENE (PE) PLASTIC PIPE

POLYETHYLENE (PE) PLASTIC PIPE

TENITE PLASTIC PIPE

STEEL PIPE PROTECTIVE COATINGS